

**EDUCANO
M'2005****3735A****KEEP THIS
DOCUMENT****Warning:**

This equipment should be installed by a qualified individual.

The apparatus should be used by only one person at a time, supervised by a qualified individual and with appropriate landing mats or a landing pit.

Using this equipment for purposes other than those originally intended is not allowed.

Compliance:

This equipment complies with the requirements of the European standard EN 913 "Gymnastic equipment - General safety requirements and test methods".

Recommendations:

As shown in French Standard NF S52-400 the following is recommended:

- keep these instructions for subsequent reference (inspection, maintenance, etc.).
- periodically carry out predictive maintenance.
- depending on how much it is used, have the equipment serviced yearly or every few years.

Packaging:

1 Pack ref.: 3735A

Volume: 0.0156 m³ (0.551 ft³) Weight: 2 kg (4.41 lb)

Dimensions: 360 x 270 x 160 mm (14.17 x 10.63 x 6.30 in)

I. Assembling the Apparatus:

- 1 - Insert the rope (4) into the ring, as shown on **Figure 1**.
- 2 - Fasten the snap hook (5) in one of the 5 positions of one hand grip (1) (see **Fig. 2**).
- 3 - Repeat the operation to secure the second Educano hand grip (1): same position for the snap hook (5).
- 4 - Open the white strap (2), to insert the arm, then tighten the strap (2) to firmly hold the arm against the Educano hand grip (1). Repeat the operation with the second Educano hand grip (1) (see **Fig. 3**).



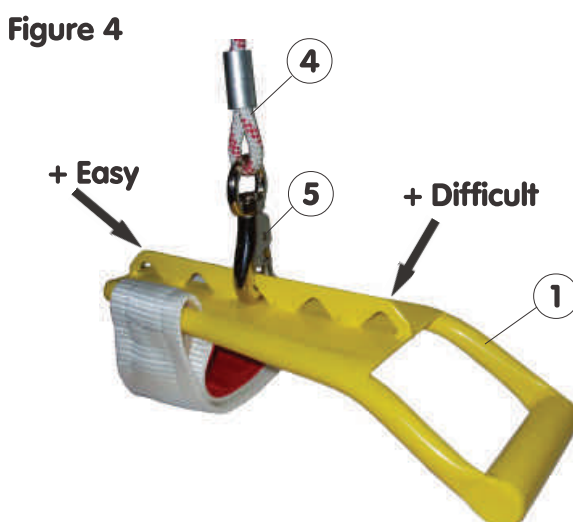


Figure 3



II. Adjusting the difficulty:

Move the snap hook to one of the 5 positions in order to make the exercise easy or difficult (see **Fig. 4**).

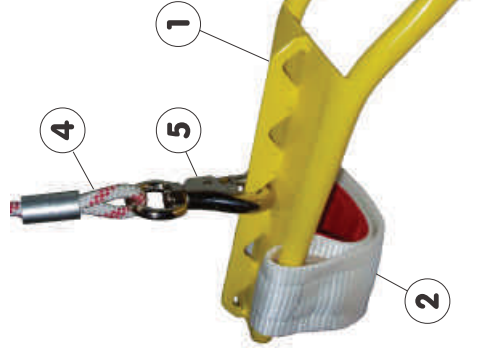




III. Usage (warranty validity):

This apparatus is for practice only: For safety reasons, it should never be used as a competition apparatus.

IV. Maintenance:

Before use, check wear parts and safety parts each time for good condition: Educano ropes (4), snap hooks (5), straps (2), Educano hand grips (1).



ITEM	QTY	DESCRIPTION	REFERENCE	REMARKS
30	-			
29	-			
28	-			
27	-			
26	-			
25	-			
24	-			
23	-			
22	-			
21	-			
20	-			
19	-			
18	-			
17	-			
16	-			
15	-			
14	-			
13	-			
12	-			
11	-			
10	-			
9	-			
8	-			
7	-			
6	-	Ring		
5	2	Shackle snap hook		included in 4
4	2	Educano rope	3735/02	
3	4	∅16 Finned endpiece	QEPA0016NO	
2	2	Strap, 75 mm, ECRU		
1	2	Educano M'2005 hand grip		
ITEM	QTY	DESCRIPTION	REFERENCE	REMARKS

Gymnova

RUE GASTON DE FLOTTE
13012 MARSEILLE
 Tél. : 33-(0)-4-91-87-51-20
 Fax : 33-(0)-4-91-93-86-89

**EDUCANO
 M'2005**

BY : J.GAUTIER

DATE: 26/04/06

NM224

Ref. : 3735A

To order spare parts, provide the description, part no., and delivery date of the entire apparatus.

THIS DOCUMENT IS THE PROPERTY OF GYMNOVA. IT IS CONFIDENTIAL AND SHALL NOT BE REPRODUCED WITHOUT PRIOR AUTHORIZATION