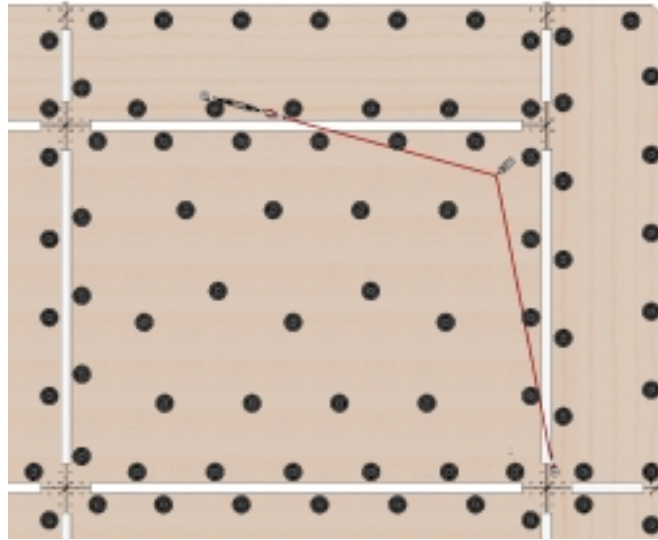


STOPPER CABLES AND ANTI-ROTATION KITS FOR 13 X 13M SPRING EXERCISE FLOORS

6529/00 - 6529D
6581 - 6583

**KEEP THIS
DOCUMENT**

**Warning:**

This equipment should be installed by a qualified individual. Attachments that are provided with these kits may only be used if the support complies with the **CC78** specifications. Using this equipment for purposes other than those originally intended is forbidden.

Recommendations:

As set out in French Standard NF S52-400 the following is recommended:

- keep these instructions for subsequent reference (inspection, maintenance, etc.).
- periodically carry out predictive maintenance.
- depending on how much it is used, have the equipment serviced yearly or every few years.

Packaging:

1 Pack (ref.: 6529/00) —> Set of 4 cables + floor fixations :

Weight: 4 kg

Dimensions: 310 x 210 x 200 mm

Volume: 0.01 m³

1 Pack (ref.: 6529D) —> Set of 4 complete cables:

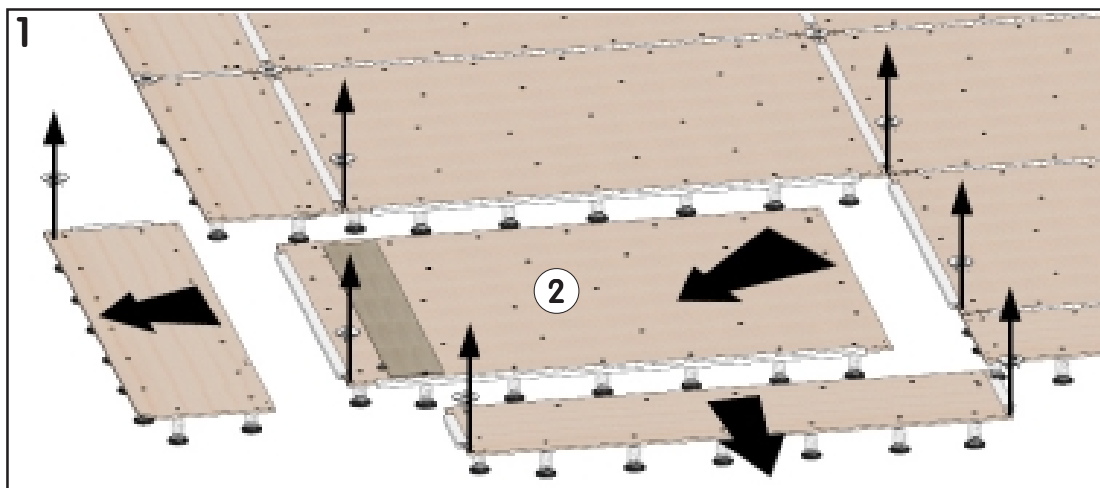
Weight: 5 kg

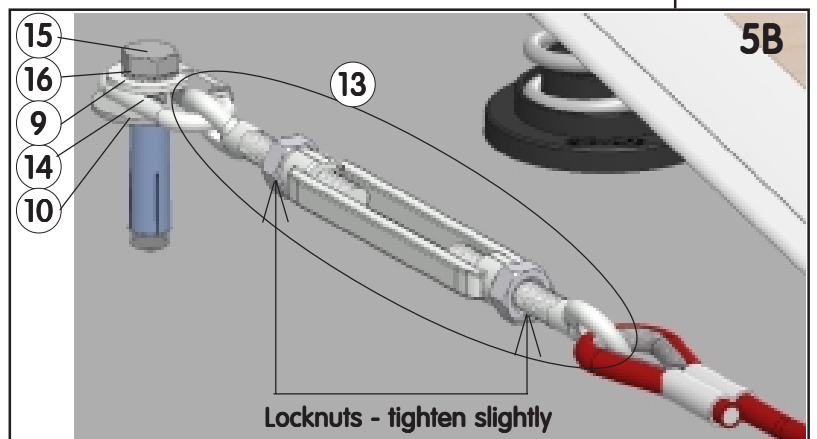
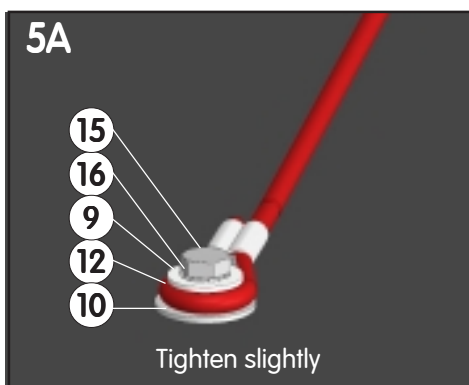
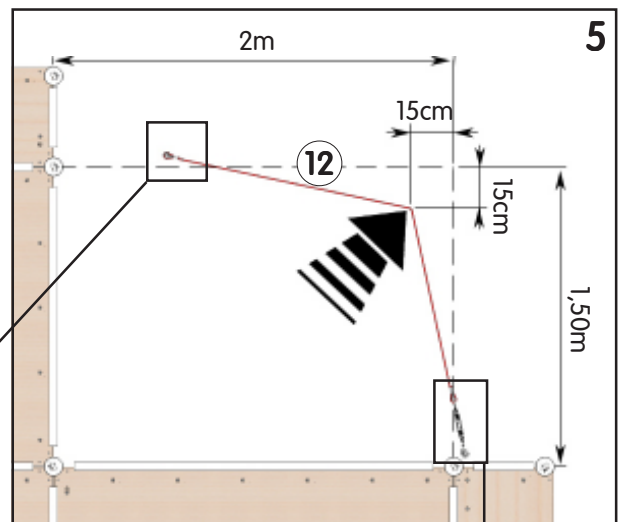
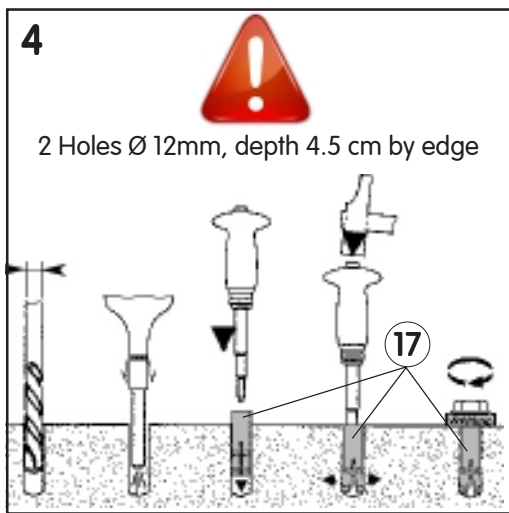
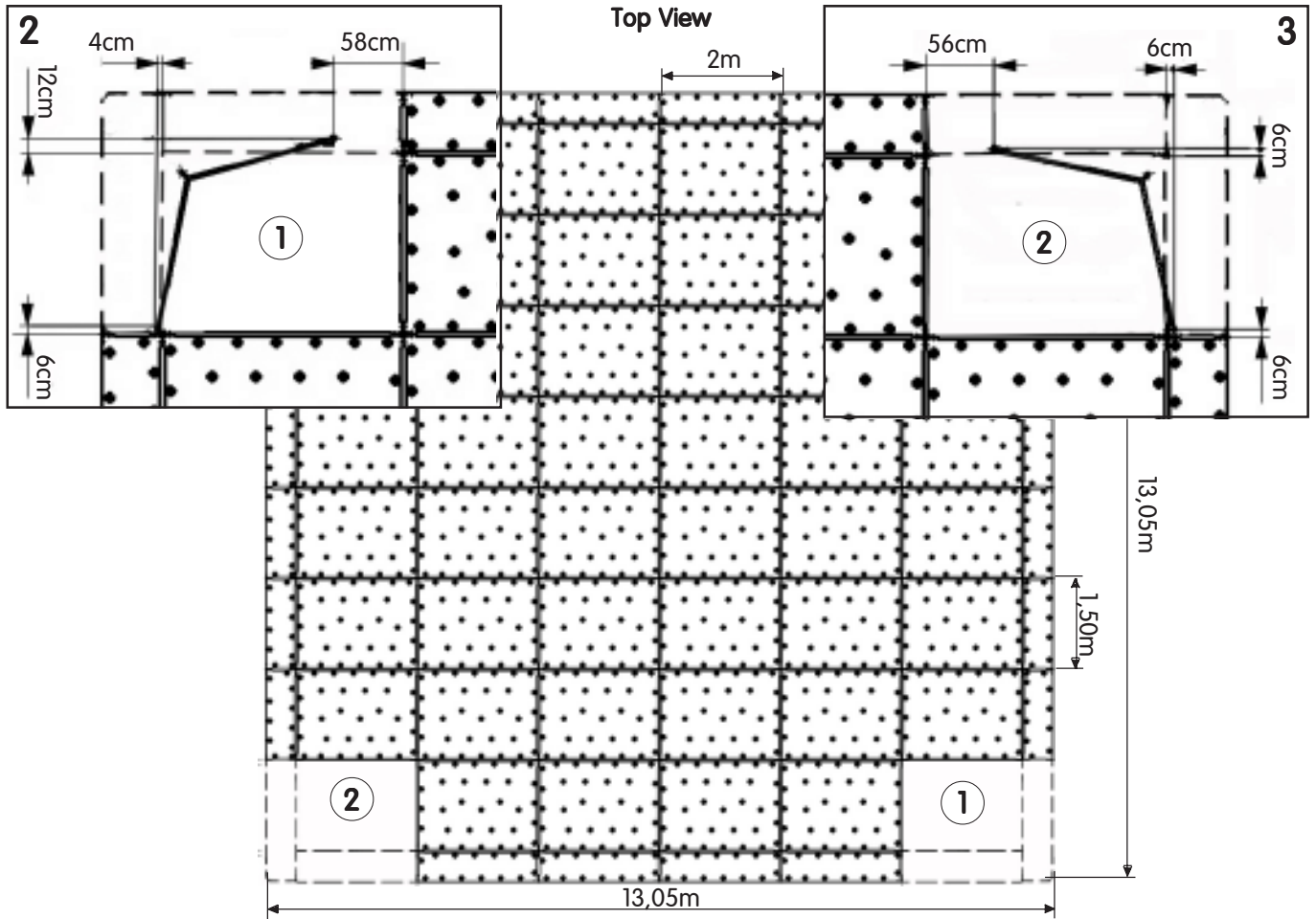
Dimensions: 300 x 210 x 200 mm

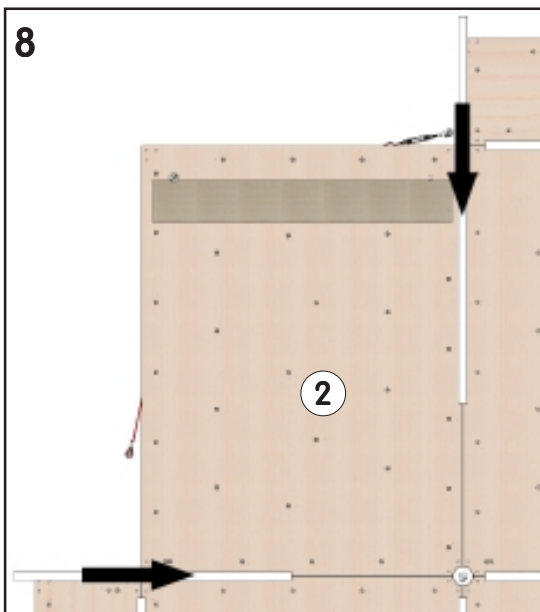
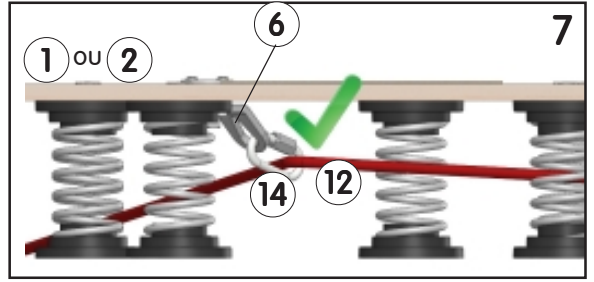
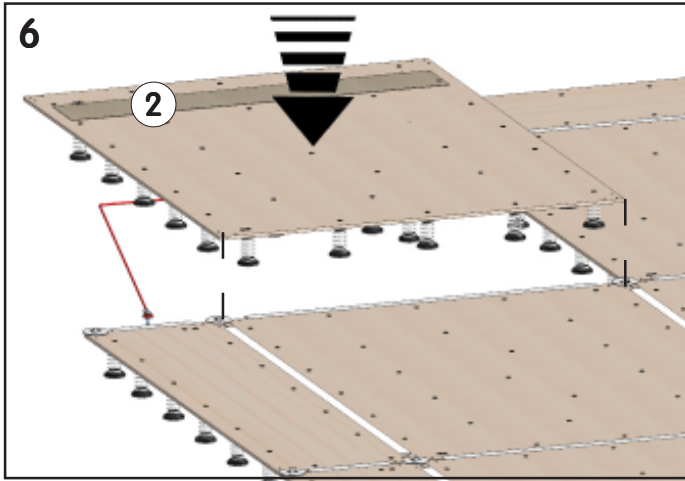
Volume: 0.01 m³

Uses of stopper cables (ref.: 6180/27):

These cables prevent rotation and/or linear movement of dynamic GYMNOVA springs floors (Ref.: 6577 & 6577/DE - 6578 & 6578/DE).

I. Installing the Anti-rotation Kit :  minimum



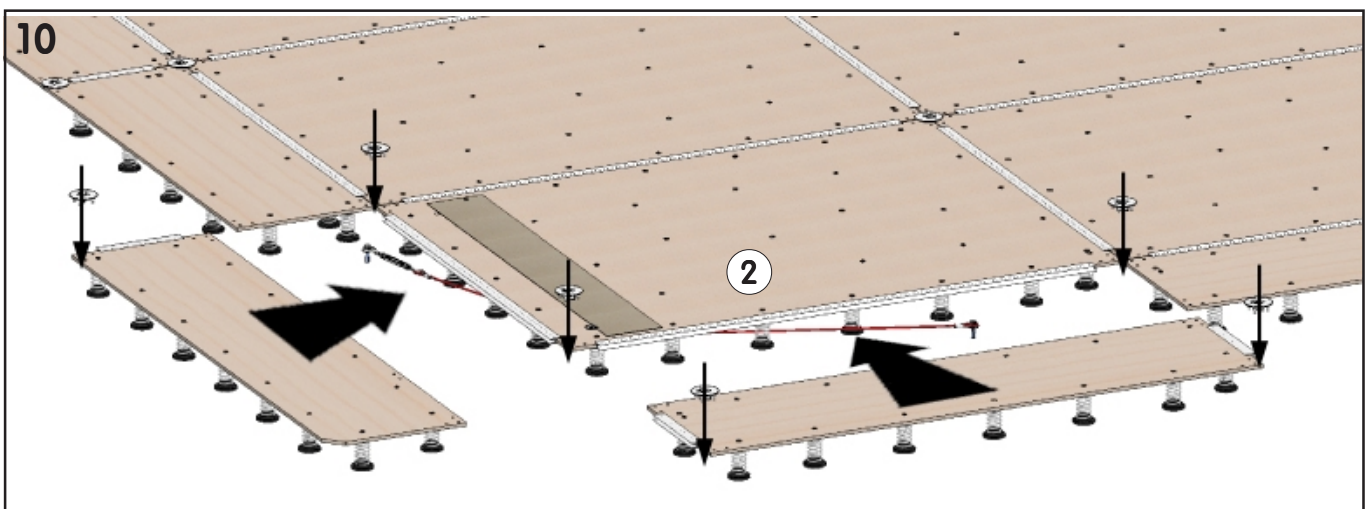
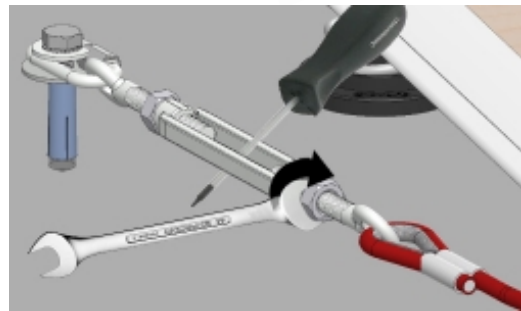


9 Screw each tightener (13) enough, so that the cable (12) no longer rests on the ground. Fully tighten the ground attachment elements (10, 9, 16 & 15). Tighten the locknuts with a wrench.



spanner N°16 - 17

socket wrench N°16 - 17



Maintenance:

- 1 - Regular floor cleaning allows any problems to be detected more easily (distortion, breakage, or corrosion).
- 2 - Before each use, thoroughly check the condition of the parts: wear to bracing flats (6), cables (12), quick links (14) and turnbuckles (13).
- 3 - Periodically check the tension of cables (11), locking of tighteners (13), and closure of quick links (14).
- 4 - Check that the attachments (15) are locked and that the bolts (17) do not protrude from the floor.

Important:

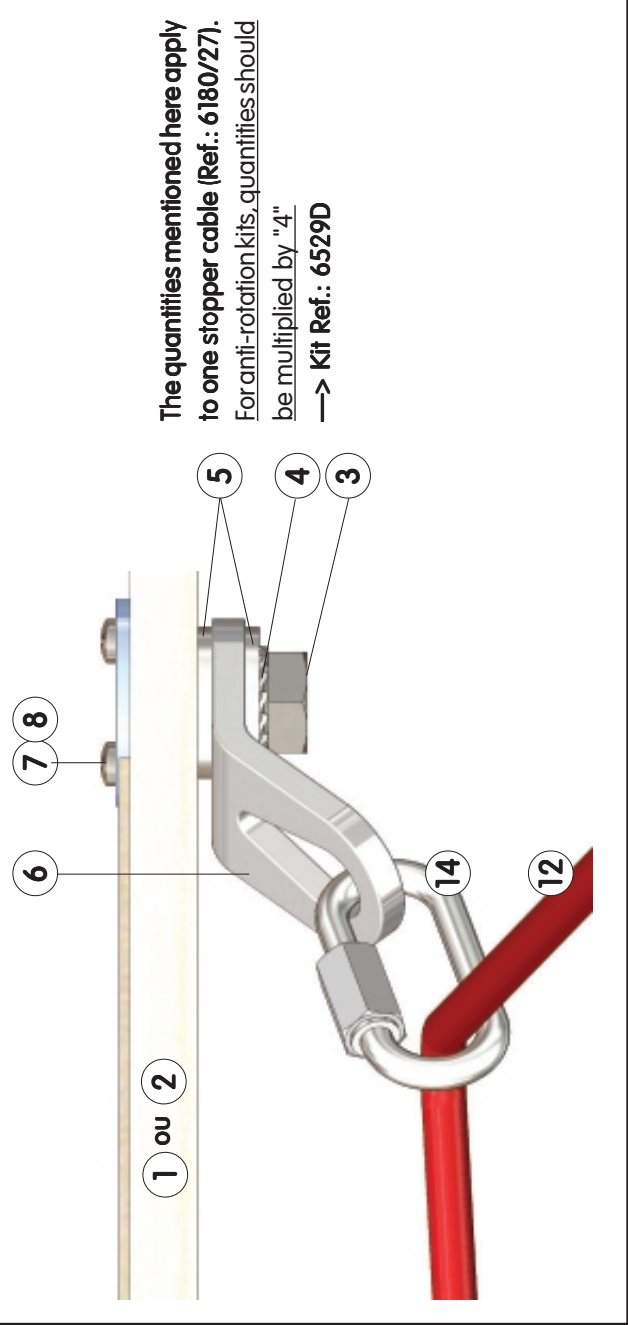
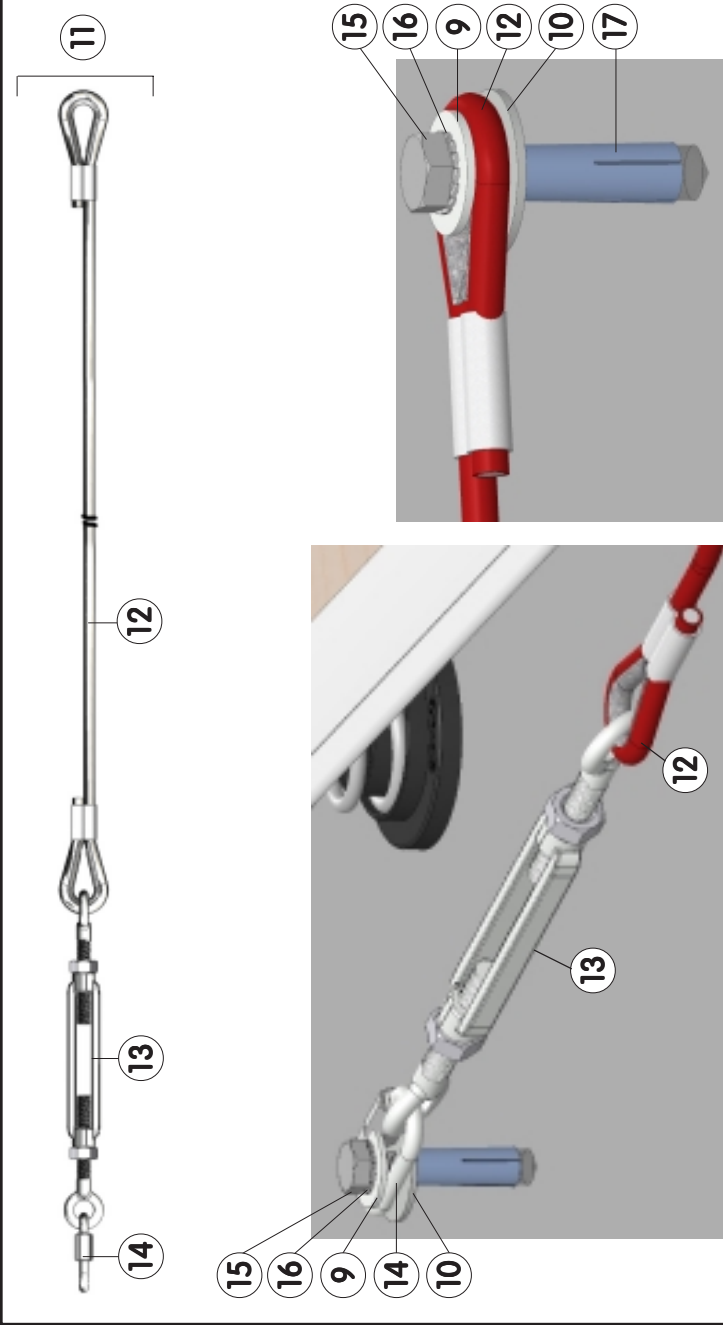
- If a problem is found or suspected, do not use the equipment until it has been checked by a technician.
- Any damaged or distorted component should be replaced as soon as possible.

30	-	-	-	-	-
29	-	-	-	-	-
28	-	-	-	-	-
27	-	-	-	-	-
26	-	-	-	-	-
25	-	-	-	-	-
24	-	-	-	-	-
23	-	-	-	-	-
22	-	-	-	-	-
21	-	-	-	-	-
20	-	-	-	-	-
19	2	-	-	-	-
18	2	-	-	-	-
17	2	M10 hammer-type exp. bolt	-	QCEC100000	Floor attachments
16	2	External tooth lock washer dia. 10 x 18	-	VREE10180Z	Floor attachments
15	2	H M10 x 30 ZP screw	-	VH0010030Z	Floor attachments
14	2	Quick link No. 6	-	QMRA00006Z	1 included in 11
13	1	M10 O/O turnbuckle	-	QTELE1010G	included in 11
12	1	5.5 dia. cable - length : 2.26 m	-	-	included in 11
11	1	Adjustable stopper cable	-	-	each
10	2	LL 10 x 36 flat washer	-	VRP010360Z	Floor attachments
9	2	L 10 x 27 flat washer	-	VRP010270Z	Floor attachments
8	2	Pan-head chipboard screw, dia. 4 x 12	-	WBZ40012Z	included in 1 & 2
7	1	M12 screw nut	-	VEAV12210Z	included in 1 & 2
6	1	Bracing flat	-	X3120/12	included in 1 & 2
5	2	L 14 x 36 flat washer	-	VRP014360Z	included in 1 & 2
4	1	External tooth lock washer dia. 12 x 20	-	VREE12200Z	included in 1 & 2
3	1	H M12 x 25 ZP screw	-	VH0012025Z	included in 1 & 2
2	-	Right angle panel 2 x 1.50 m	-	6585/43	-
1	-	Left angle panel 2 x 1.50 m	-	6585/42	-
ITEM	QTY	DESCRIPTION	REFERENCE	REMARKS	

GYMNOVA
 RUE GASTON DE FLOTTE
 13012 MARSEILLE
 Tél. : 33-(0)-4-91-87-51-20
 Fax : 33-(0)-4-91-93-86-89

**STOPPER CABLES AND ANTI-ROTATION
 KITS FOR 13 x 13M SPRINGS
 EXERCISE FLOORS M'14**

BY : MICHARB. DATE : 05/02/15 NM268 Ref. : 6529D - 6183 - 6183
 THIS DOCUMENT IS THE PROPERTY OF GYMNOVA. IT IS CONFIDENTIAL AND MUST NOT BE REPRODUCED WITHOUT PRIOR AUTHORIZATION.



The quantities mentioned here apply to one stopper cable (Ref. : 6180/27).
 For anti-rotation kits, quantities should be multiplied by "4"
 → Kit Ref: 6529D